

AGENDA ITEM 11

Neighbourhood Partnership Review

Neighbourhood Partnerships are currently being reviewed and we would like to hear from our citizens about what they would like more control and responsibility for in their neighbourhoods, and how they would like to take part in local decision making.

We are running a public consultation as part of the review – this will take place between 1st February 2013 and 1st April 2013. There will be plenty of opportunities to take part.

To complete our online survey, go to www.bristol.gov.uk/npask

The Mayor of Bristol is dedicated to giving local communities more influence over their neighbourhoods. One of the ways to do this is by encouraging communities to take more control and responsibility for their local services, instead of just having a 'one size fits all' approach taken centrally by the council.

Bristol's 14 Neighbourhood Partnerships currently make decisions about how council budgets are spent and how local services are delivered at a neighbourhood level. We want to develop our Neighbourhood Partnerships and to bring more influence and decision-making to local communities

In order to do this, we would like to hear from our citizens about what they would like more control and responsibility for in their neighbourhoods, and about how they would like to take part in local decision making.

A wide consultation is underway, with the aim to involve as many stakeholders as possible. There will be three different ways for people to get involved:

1. General survey for all citizens – this will be launched on 1st February 2013 and will run until 1st April 2013. You can complete the survey online, or fill in a paper copy and send it back to us or give it to one of your neighbourhood officers. The survey is available at www.bristol.gov.uk/npask or by contacting your neighbourhood team.
2. City wide consultation meetings for NP members, councillors, forum/subgroup attendees and any other interested citizens.
3. Consultation within neighbourhoods through existing meetings, community engagement work and wider engagement. There is a programme of activities for each neighbourhood.

You can find out more by contacting the neighbourhood partnership team –
website: www.myneighbourhoodbristol.com
email: neighbourhood.partnerships@bristol.gov.uk
telephone: 0117 903 6415

Citywide consultation meetings for Neighbourhood Partnership Review

Consultation Phase	
13 th Feb 6.30pm – 8.30pm City Hall	Public meeting for all areas of the city
18 th Feb 6pm – 8pm Knowle West Media Centre	Public meeting – South Bristol
27 th March 6.30pm – 8.30pm, City Hall	Public meeting for all areas of the city
Design Phase	
10 th April 2pm – 4pm, City Hall	Councillors and residents meeting – design and quality test session for review
24 th April, 6.30pm – 8.30pm, City Hall	Councillors and residents meeting – design and quality test session for review
15 th May 6.30pm – 8pm City Hall	Final meeting for NP review before final reports produced.

Consultation in your neighbourhood area

Each Neighbourhood Partnership area has a series of neighbourhood events that you can take part in to have your say about the neighbourhood partnership review, including forums, subgroup meetings, neighbourhood partnership meetings and other local opportunities.

Please visit www.myneighbourhoodbristol.com or contact your local area coordinator to find out more about what is happening in your area.

Neighbourhood Partnership	Area Co-ordinator
Greater Brislington NP	Ariaf Hussain - tel: 9223218 Mobile: 07810 506923 ariaf.hussain@bristol.gov.uk
Hengrove and Stockwood NP	Ariaf Hussain - tel: 9223218 Mobile: 07810 506923 ariaf.hussain@bristol.gov.uk

**Neighbourhood Partnership Consultation
Interim Report on Online Survey (excluding iPad data)
As at 1/3/13**

Do you feel you know what's going on in your area?

Base	1398 100.0%
Do you feel you know what's going on in your area?	
Yes	844 60.4%
No	554 39.6%

Do you attend local meetings about local issues?

Base	1400 100.0%
Do you attend local meetings about local issues?	
Yes	658 47.0%
No	742 53.0%

If you don't currently what stops you?

Base	664 100.0%
If you don't currently what stops you? (Tick all that apply)	
Time	281 42.3%
The time of day	153 23.0%
Feel there's no point	102 15.4%
Generally happy with the way things are	103 15.5%
I know where to go if I need to get something sorted out	144 21.7%
Not interested	33 5.0%
Difficult to get there	55 8.3%
Access to the venue	19 2.9%
I don't feel welcome	49 7.4%
Don't want to attend meetings	93 14.0%
Would prefer to do it online	146 22.0%

Have you heard of:

	Total		
		Yes	No
Base	2764	2083 75.4%	681 24.6%
Your local Neighbourhood Partnership?	1405	1088 77.4%	317 22.6%
Neighbourhood Forums?	1359	995 73.2%	364 26.8%

Have you ever taken part in making decisions about local services through your:

	Total		
		Yes	No
Base	2850	1164 40.8%	1686 59.2%
Neighbourhood Partnership / Neighbourhood forum?	1425	536 37.6%	889 62.4%
Other local meetings?	1425	628 44.1%	797 55.9%

If you attend neighbourhood partnership / neighbourhood forums/local meetings, what do you like about them?

Base	622 100.0%
If you attend neighbourhood partnership / neighbourhood forums/local meetings, what do you like about them?	
Finding out what's going on in my area	521 83.8%
Being able to speak to service providers	411 66.1%
Hearing about what's going on in the area	450 72.3%
Influencing what happens in the area	417 67.0%
They are well organised	238 38.3%
My concerns are taken seriously	255 41.0%

If you attend neighbourhood partnership / neighbourhood forums/local meetings, how do you think that forums and other local meetings could be made better?

	Base	623	100.0%
If you attend neighbourhood partnership / neighbourhood forums/local meetings, how do you think that forums and other local meetings could be made better?			
Link them to other groups meeting in the area		257	41.3%
Better links to community run groups		254	40.8%
Vary the subjects discussed to include other issues		192	30.8%
Better advertising		366	58.7%
More action on the issues of concern		247	39.6%
Better resolution of issues		205	32.9%
Better feedback on results		257	41.3%
Better organised		126	20.2%
Hold them at different times of the day		173	27.8%
Other		87	14.0%

Neighbourhood Partnerships make decisions about highways budgets, environment and parks budgets, influencing contracts, small grants and choosing priorities for neighbourhood officers to work on?

	Total		
		Yes	No
Base	2733	2118	615
		77.5%	22.5%
Were you aware of this?	1383	831	552
		60.1%	39.9%
Do you think it is a good idea for local people to be involved in these decisions?	1350	1287	63
		95.3%	4.7%

Do you think enough decisions about council services are made locally?

	Base	1327 100.0%
Do you think enough decisions about council services are made locally?		
	Yes	339 25.5%
	No	988 74.5%

Would you like to be involved/continue to be involved in local decision-making?

	Base	1279 100.0%
Would you like to be involved/continue to be involved in local decision-making?		
	Yes	784 61.3%
	No	495 38.7%

How would you like to be involved in local decision-making? (Tick all that apply)

	Base	1160 100.0%
How would you like to be involved in local decision-making?		
	Attending meetings	651 56.1%
	Online	753 64.9%
	Through existing community groups	507 43.7%
	Through local events	503 43.4%
	Through outreach to places that I go regularly eg playgroups, youth clubs, networking meetings.	289 24.9%

What is the best time / day to have community meetings?

	Base	1216 100.0%
What is the best time / day to have community meetings?		
Evening meetings		584 48.0%
Daytime meetings		164 13.5%
Mixture of times		540 44.4%
Weekend		161 13.2%
Weekday		270 22.2%
Mixture of days		433 35.6%

How do you find out information about your neighbourhood? (Tick all that apply)

Base	1352
	100.0%
How do you find out information about your neighbourhood?	
Council website	441 32.6%
Local websites	305 22.6%
Social media (Facebook / twitter / etc)	245 18.1%
Email bulletins	435 32.2%
Local Newsletters	695 51.4%
Newspapers	370 27.4%
Local notice boards on streets	412 30.5%
Notice boards in shops / supermarkets / post office	280 20.7%
Library	265 19.6%
Word of mouth	796 58.9%
Community buildings	263 19.5%
Places of worship	108 8.0%
Asking the council	91 6.7%
Neighbourhood Partnership / Neighbourhood Forum	443 32.8%
Other	135 10.0%

Equality Profile of Respondents

	Base	Age			Prefer not to say
		Under 18	18 - 65	Over 65	
	1400 100.0%	32 2.3%	942 67.3%	398 28.4%	28 2.0%

	Base	Gender		Prefer not to say
		Female	Male	
	1372 100.0%	825 60.1%	517 37.7%	30 2.2%

	Base	Transgender		Prefer not to say
		Yes	No	
	921 100.0%	13 1.4%	802 87.1%	106 11.5%

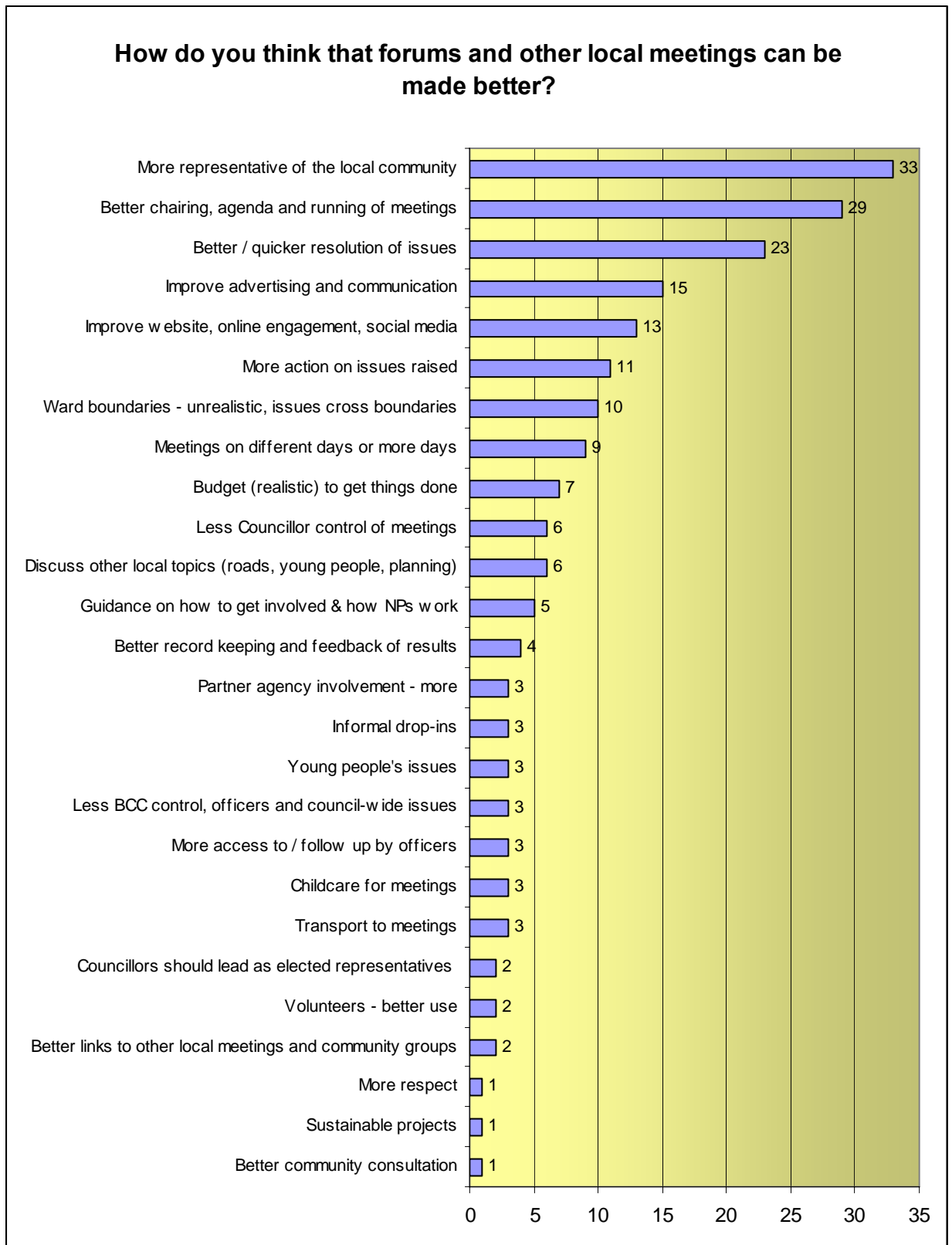
Base		1360 100.0%
Ethnicity		
	White British background	1072 78.8%
	Other White background	73 5.4%
	Black and minority ethnic background	117 8.6%
	Prefer not to say	98 7.2%

Base		1344 100.0%
Religion / Belief. Do you have a religion / belief?		
	Yes	659 49.0%
	No	503 37.4%
	Prefer not to say	182 13.5%

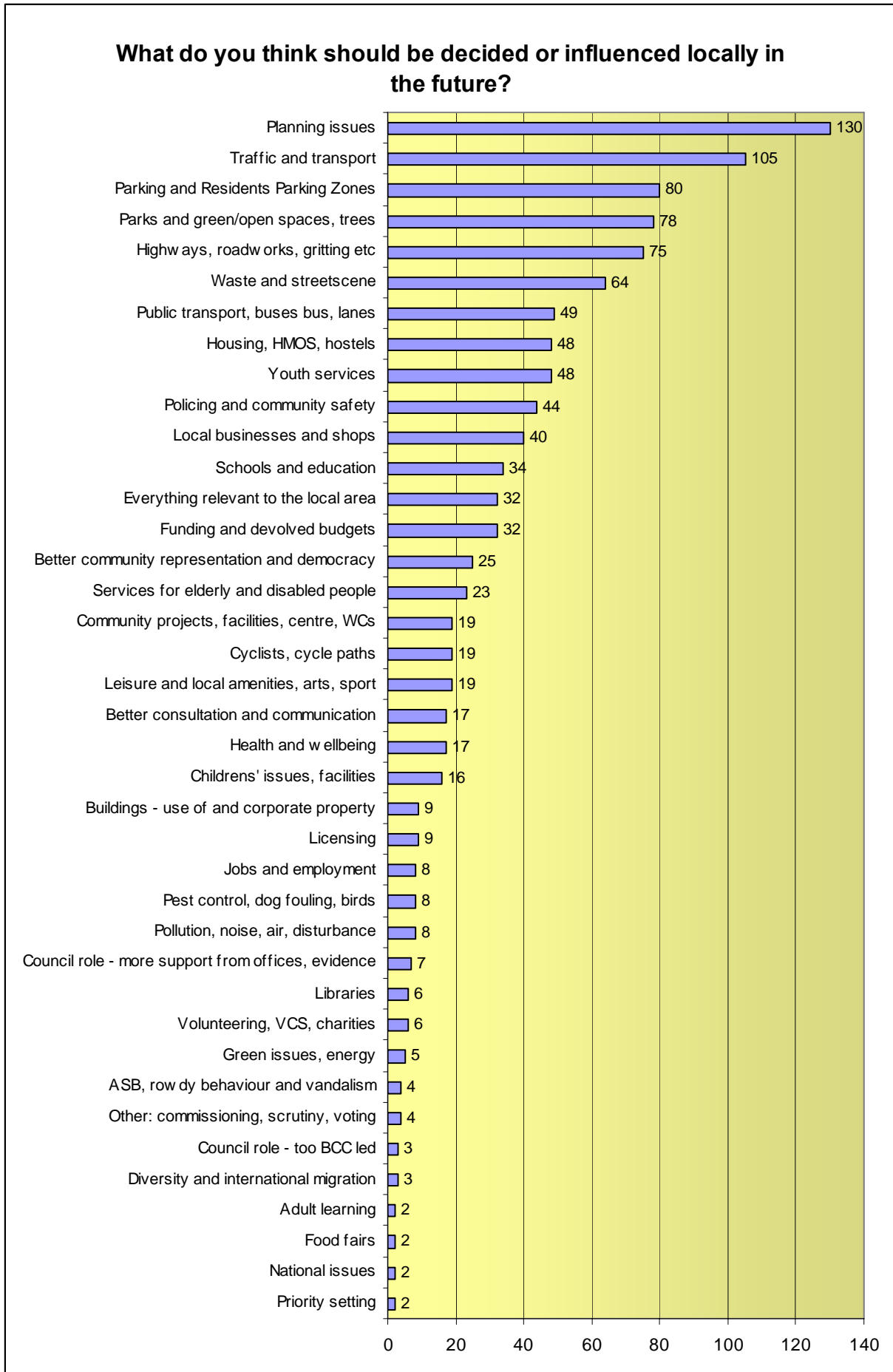
Base		1382 100.0%
Disability. Are you disabled?		
	Yes	182 13.2%
	No	1104 79.9%
	Prefer not to say	96 6.9%

	Base	1316 100.0%
Sexual orientation. Are you		
Lesbian, gay or bisexual		41 3.1%
Heterosexual (straight)		1077 81.8%
Prefer not to say		198 15.0%

As at 1-3-13: Themed responses to Question 8 (168 comments):

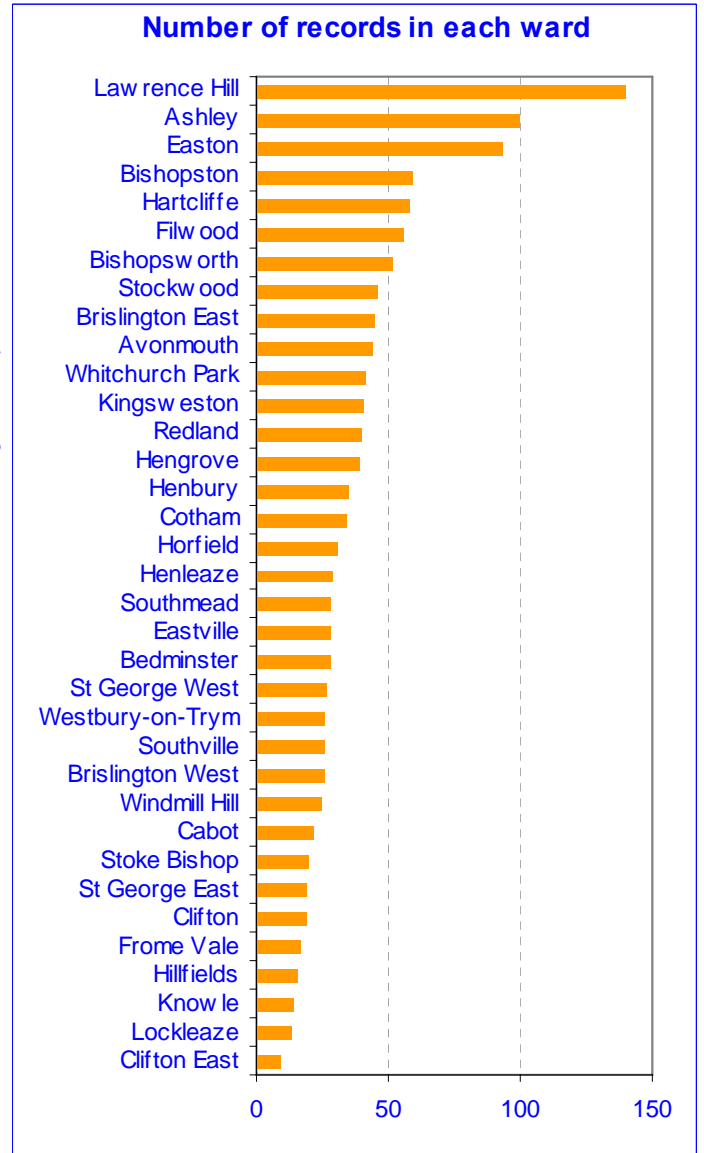
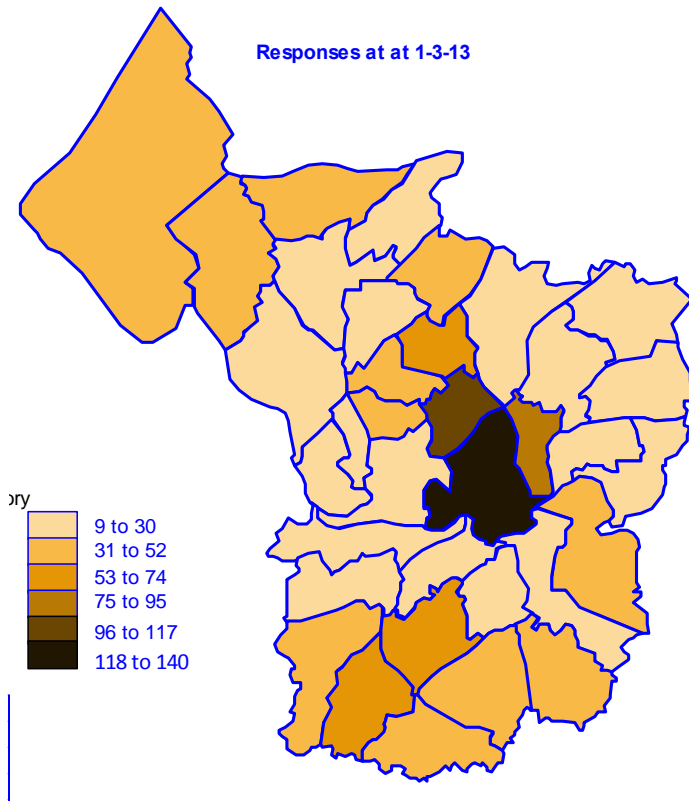


As at 1-3-13: Themed responses to Question 11 (745 comments):



NP Consultation Online Survey Response by Postcode as at 1-3-13

By Ward



By Neighbourhood Partnership Area

